


PHILIPS

Xitanium

LED driver



Datasheet

Xitanium Outdoor Essential Programmable Low Voltage LED Drivers

Xi EP LV 200W 3.0-6.7A WL I195

9290 033 92980

Xitanium Essential Programmable (EP) LED drivers are designed for maximum reliability and flexibility, making it a preferred choice for outdoor applications. The key feature is to adjust the output current with the new e-set tool, a simple and fast way to configure the driver without the need to power on the driver and without the need for any software configuration. The WideLine family can operate on input voltage 100-277Vac anywhere around the world and ensure 100% performance from 200-254Vac.

Features

- Digital and simple Adjustable Output Current (AOC) with e-set tool, based on NFC technology
- WideLine input voltage range: 100-277Vac
- Surge protection: 6/6kV (DM/CM)
- IP67 with 50,000 hours lifetime
- SELV certified

Benefits

- Reliable and repeatable adjustment of output current/voltage to save labor cost and time
- Easy to design-in and reduces SKUs
- Low maintenance cost and peace of mind in extreme conditions
- Safe to use and provides luminaire design freedom

Application

- Road and street lighting
- Area and flood lighting
- High-bay lighting

Electrical input data

Specification item	Value	Unit	Condition
Rated input voltage range	200...254	V _{ac}	Performance range
Rated input voltage	230	V _{ac}	
Rated input frequency range	47...63	Hz	Performance range
Rated input current	0.96	A	@ rated output power @ rated input voltage
Max. input current	1.1	A	@ rated output power @ minimum performance input voltage
Rated input power	220	W	@ rated output power @ rated input voltage
Power factor	0.95		@ rated output power @ rated input voltage
Total harmonic distortion	10	%	@ rated output power @ rated input voltage
Efficiency	93	%	@ rated output power @ rated input voltage @max. Uout
Input voltage AC range	85...305	V _{ac}	Operational range
Input frequency AC range	45...66	Hz	Operational range
Isolation input to output	Double		

Electrical output data

Specification item	Value	Unit	Condition
Regulation method	Constant Current		
Output voltage	24...50	V _{dc}	
Output voltage max.	60	V	Maximum output voltage (rms)
Output current	3...6.7	A	
Output current min programmable	3000	mA	
Output current tolerance ±	5	%	At max. output currentt, Ta=25°C
Output current ripple LF	≤ 5	%	Ripple = peak / average, < 1kHz
Output current ripple HF	≤ 5	%	
Output P _{st} ^{LM}	≤ 0.1		In entire operating window
Output SVM	≤ 0.1		In entire operating window
Output power	72...200	W	Rated output power is 200W

Electrical data controls input

Specification item	Value	Unit	Condition
Control method	Fixed		

Wiring and Connections

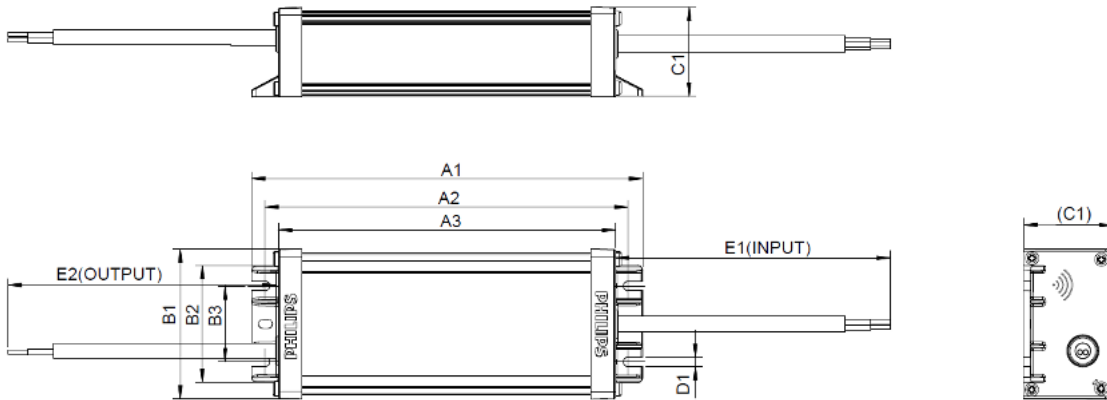
Specification item	Value	Unit	Type
Input wire cross-section	1	mm ²	3x 1.0mm ² stranded wires
Output wire cross-section	1	mm ²	2x 1.0mm ² stranded wires
Maximum cable length	2	m	Total length of wiring including LED module, one way

Insulation

Insulation per IEC61347-1	Input	Output	Ground
Input		Double	Basic
Output	Double		Basic
Ground	Basic	Basic	

Dimensions and weight

Specification item	Value	Unit	Tolerance (mm)
Length (A1)	195	mm	± 2
Mounting hole distance (A2)	184	mm	± 2
Length (A3)	172.5	mm	± 2
Width (B1)	67	mm	± 1
Width (B2)	52.5	mm	± 1
Width (B3)	34	mm	± 1
Height (C1)	40	mm	± 1
Mounting hole diameter (D1)	4	mm	± 0.3
Input cable length (E1)	450	mm	± 30
Output cable length (E2)	450	mm	± 30
Weight	820	gram	



Logistical data

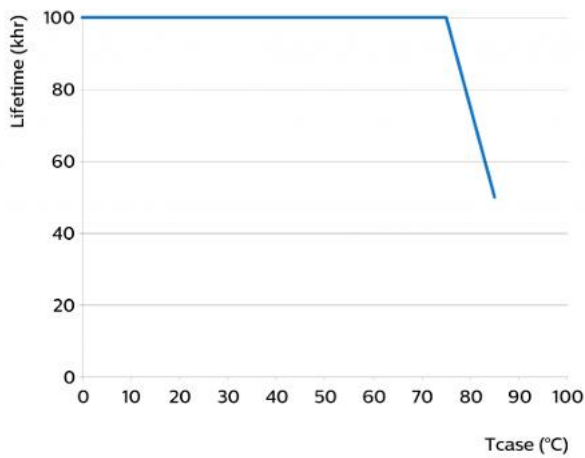
Specification item	Value
Product name	Xi EP LV 200W 3.0-6.7A WL I195
Logistic code 12NC	9290 033 92980
Pieces per box	12

Operational temperatures and humidity

Specification item	Value	Unit	Condition
Ambient temperature	-40...+55	°C	Higher ambient temperature allowed as long as Tcase-max is not exceeded
Tcase-max	85	°C	Maximum temperature measured at T _{case} -point
Tcase-life	75	°C	Measured at T _{case} -point
Relative humidity	10...90	%	Non-condensing

Lifetime

Specification item	Value	Unit	Condition
Driver lifetime	50,000	hours	Measured temperature at Tcase-point is Tcase-max. Maximum failures = 10%



Storage temperature and humidity

Specification item	Value	Unit	Condition
Ambient temperature	-40...+80	°C	
Relative humidity	5...95	%	Non-condensing

Programmable features

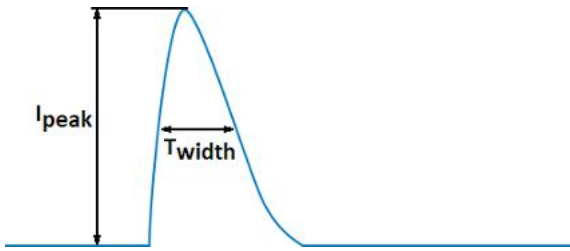
Specification item	Available	Default setting	Condition
Set Adjustable Output Current (AOC)	NFC	4000 mA	

Features

Specification item	Value	Condition
Open load protection	Yes	Automatic recovering
Short circuit protection	Yes	Automatic recovering
Over power protection	Yes	Automatic recovering
Hot wiring	No	
Suitable for fixtures with protection class	I	per IEC60598
Overtemperature protection	Yes	Automatic recovering, refer to thermal guard curve

Inrush current

Specification item	Value	Unit	Condition
Inrush current	72	A	Input voltage 230V
Inrush peak width	276	μs	Input voltage 230 V, measured at 50% height
Drivers / MCB 16A type B	≤ 4	pcs	Indicative value at 230V



Please refer to the driver design in guide if you use other MCB-types.

Driver touch current / protective conductor current

Specification item	Value	Unit	Condition
Typical Protective Conductor Current (ins. Class I)	0.7	mA rms	Acc. IEC60598-1. LED module contribution not included

Surge immunity

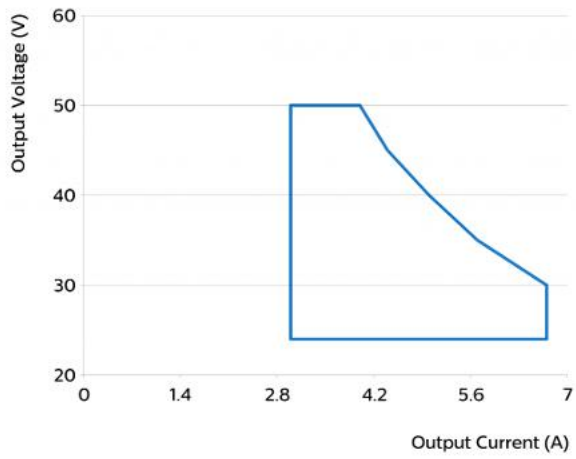
Specification item	Value	Unit	Condition
Mains surge immunity (diff. mode)	6	kV	Acc. IEC61000-4-5. 2 Ohm, 1.2/50us, 8/20us
Mains surge immunity (comm. mode)	6	kV	Acc. IEC61000-4-5. 12 Ohm 1.2/50us, 8/20us

Application Info

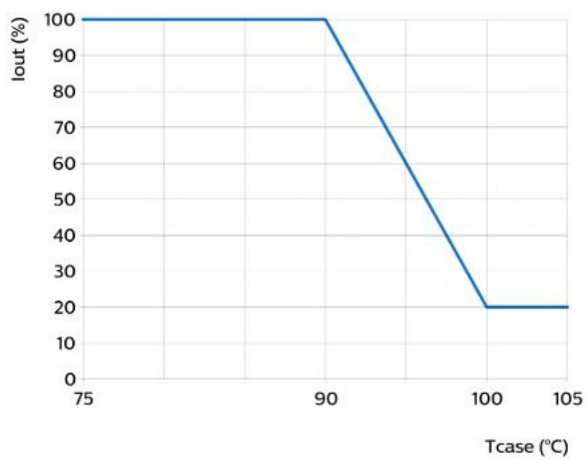
Specification item	Value
Approval marks and Certifications	CB / CCC / CE / ENEC / RCM / SELV / UKCA
Ingress Protection classification (IP)	67
Application	Outdoor
Mounting Type	Independent

Graphs

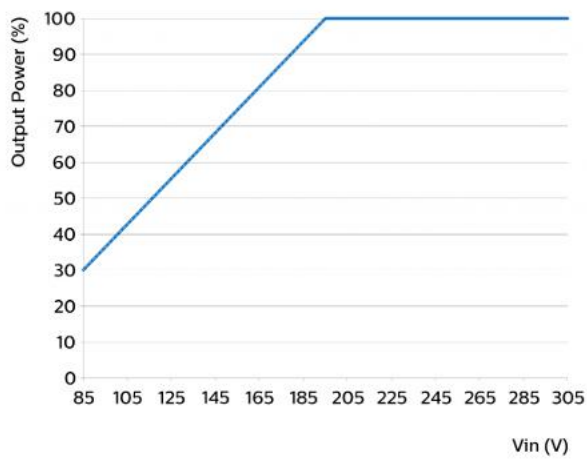
Operating window



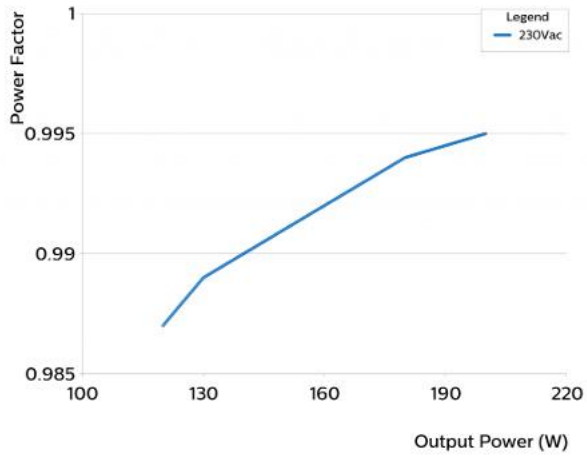
Thermal Guard



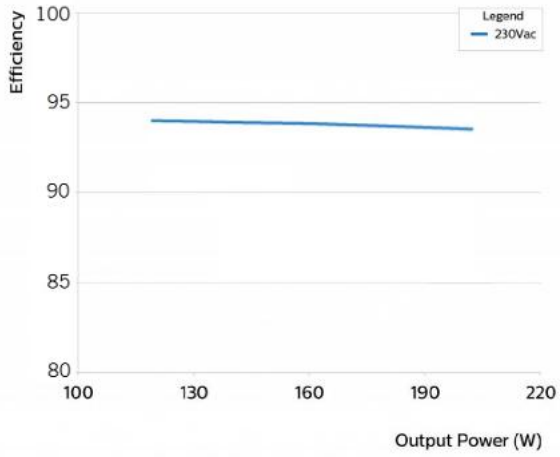
Mains Guard



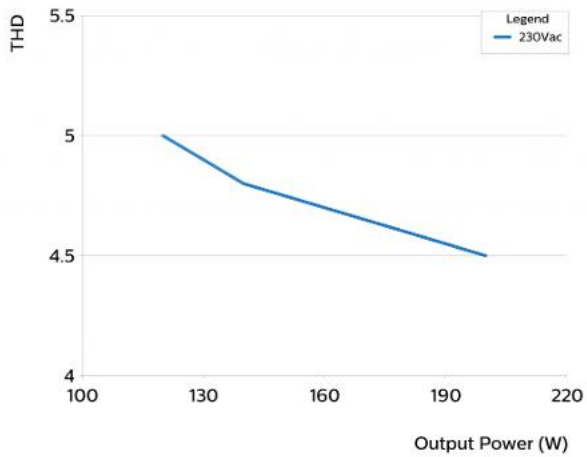
Power factor versus output power



Efficiency versus output power



THD versus output power





©2023 Signify Holding, IBRS 10461, 5600 VB, NL. All rights reserved.
UK importer address: Signify Commercial UK Limited, 3, Guildford Business Park, GU2 8XG.

The information provided herein is subject to change without notice. Signify does not give any representation or warranty as to the accuracy or completeness of the information included herein and shall not be liable for any action in reliance thereon. The information presented in this document is not intended as any commercial offer and does not form part of any quotation or contract, unless otherwise agreed by Signify.

Philips and the Philips Shield Emblem are registered trademarks of Koninklijke Philips N.V. All other trademarks are owned by Signify Holding or their respective owners.

Date of release: June 30, 2023 v1

www.philips.com/oem